



2016-17 Men's Basketball Game Notes

3

Oklahoma (2-0) vs. UNI (2-0)
Fri., Nov. 18, 2016 • 6 p.m.
Orlando, Fla. • HP Field House




#2 Klint Carlson
6-7, Jr., Forward



#13 Juwan McCloud
5-11, Fr., Guard



#20 Jeremy Morgan
6-5, Sr., Guard



#25 Bennett Koch
6-10, Jr., Forward



#33 Wyatt Lohaus
6-2, Jr., Guard

Series Notes

All-Times Series: First Meeting

• UNI and Arizona State will be meeting for the first time in basketball. UNI's last matchup vs. a Pac-12 school came last season in a victory over Washington State in Hawaii, 63-59.

UNI Men's Basketball Storylines

• UNI (2-0 overall) will take on the Oklahoma Sooners (2-0 overall) in the semifinals of the 2016 Tire Pros Invitational in Orlando, Fla., on Friday at 6 p.m. (CT).

• The winner of Friday's game will advance to the championship game, while the loser will move into the third-place game. Both the championship and third-place game will take place on Sunday.

• Jeremy Morgan recorded his second career double-double and fourth 20-point scoring game as he posted 20 points and 12 rebounds in leading UNI to an 82-63 win over Arizona State. Morgan leads the Panthers in scoring (15.5 ppg) and rebounding (6.5 rpg).

• Klint Carlson scored a career-high 19 points vs. Arizona State. Carlson drained 8-of-10 shots from the field in the victory on Thursday.

• Bennett Koch is shooting 73.3 percent from the floor and averaging 12.5 points per game. Koch has made 11-of-15 shots this season. Koch scored 11 vs. Coe and 14 vs. Arizona State.

• The Panthers have started a season 2-0 five times under head coach Ben Jacobson. UNI's previous 2-0 starts came in 2006-07, 2007-08, 2012-13 and 2014-15. UNI has started 3-0 under coach Jacobson in 2007-08 (4-0), 2012-13 (3-0) and 2014-15 (9-0).

Broadcast Information

Television

ESPNU

Play-by-Play: Rich Hollenberg

Analyst: LaPhonso Ellis

Radio

Panther Sports Network

Play-by-Play: Eric Braley

Analyst: Kevin Boyle

Flagship Station - NewsTalk 1540 KXEL

On the Web - www.UNIPanthers.com

TuneIn App

Stats

UNI.Statbroadcast.com

UNI Quick Facts

Location Cedar Falls, Iowa
 Founded..... 1876
 Nickname..... Panthers
 Colors.....Purple and Old Gold
 Enrollment..... 11,905
 Conference Missouri Valley
 Interim President Jim Wohlpart
 Director of Athletics..... David Harris
 Head Coach Ben Jacobson
 Assistants ..P.J. Hogan, Erik Crawford,
 Kyle Green
 Director of Operations....Derrick Netten
 Strength & ConditioningAndrea Comini
 Video Coordinator Johnny Moran
 Graduate Manager..... Jake Koch
 Athletic TrainerDon Bishop

2016-17 Schedule

Date	Opponent	Time
O28	Bemidji State (Exhib.)	W, 71-48
N12	Coe (ESPN3)	W, 74-37
<i>Tire Pros Invitational (Orlando, Fla.)</i>		
N17	vs. Arizona State (ESPNU)	W, 82-63
N18	vs. Tulane/Oklahoma (ESPNU)	4/6 pm
N20	vs. TBD (TBD)	TBD
N26	at Xavier (Fox Sports)	11 am
N30	George Mason (PSN/ESPN3)	7 pm
D3	at Wyoming (Campus Insiders)	2 pm
D7	South Dakota State (PSN/ESPN3)	7 pm
D10	North Dakota (PSN/ESPN3)	7 pm
D17	vs. Iowa (ESPN3)	3:30 pm
D21	at North Carolina (ESPN2)	7 pm
D28	Missouri State* (MVC TV)	8 pm
J1	at Evansville* (ESPN3)	3 pm
J4	at Loyola (Comcast Chicago)	6 pm
J8	Wichita State* (ESPNU/3)	3 pm
J11	at Bradley* (MVC TV)	8 pm
J15	Drake* (ESPNU/3)	3 pm
J18	Loyola* (MVC TV)	7 pm
J21	at Southern Illinois* (ESPN3)	7 pm
J25	Evansville* (PSN/ESPN3)	7 pm
J28	at Drake* (CBS Sports)	1 pm
F1	at Illinois State* (MVC TV)	8 pm
F4	Indiana State* (CBS Sports)	1 pm
F8	Southern Illinois* (ESPN3)	7 pm
F12	at Missouri State* (ESPNU/3)	3 pm
F15	Bradley* (PSN/ESPN3)	7 pm
F18	at Wichita State* (ESPN/2)	11 am
F22	at Indiana State* (ESPN3)	6 pm
F25	Illinois State* (TBD)	TBD
M2-5	at MVC Tournament	

* - Conference Game

home games in **BOLD**

2016-17 UNI Radio/TV Roster



#1 - Adam McDermott
So., Guard
Cedar Rapids, Iowa




#2 - Klint Carlson Jr., Forward
Waverly, Iowa



#3 - Ted Friedman Jr., Center
Ankeny, Iowa



#5 - Rafael de Souza Jr., Guard
Jundiai, Brazil



#12 - Lincoln Conrey
R-Fr., Forward
Waterloo, Iowa



#13 - Juwan McCloud
Fr., Guard
Germantown, Wis.




#15 - Justin Dahl
R-Fr., Center
Carver, Minn.



#20 - Jeremy Morgan
Sr., Guard
Coralville, Iowa



#21 - Hunter Rhodes Jr., Guard
Canton, Ill.



#22 - Tanner Lohaus
Fr., Forward
North Liberty, Iowa



#23 - Jordan Ashton
Sr., Guard
Mount Pleasant, Iowa




#24 - Isaiah Brown
Fr., Guard
Flower Mound, Texas




#25 - Bennett Koch Jr., Forward
Ashwaubenon, Wis.



#30 - Spencer Haldeman
R-Fr., Guard
Peosta, Iowa



#33 Wyatt Lohaus Jr., Guard
North Liberty, Iowa



#34 - Luke McDonnell
R-Fr., Forward
Dubuque, Iowa

UNI IN THE TIRE PROS INVITE

UNI (2-0 overall) will take on the Oklahoma Sooners (2-0 overall) in the semifinals of the 2016 Tire Pros Invitational in Orlando, Fla., on Friday at 6 p.m. (CT).

The winner of Friday's game will advance to the championship game, while the loser will move into the third-place game. Both the championship and third-place game will take place on Sunday.

Tire Pros Invitational Schedule

Nov. 17

G1 - Clemson 95, Davidson 78
G2 - Xavier 83, Missouri 82 (OT)
G3 - UNI 82, Arizona State 63
G4 - Oklahoma x, Tulane x

Nov. 18

G5 - Davidson vs. Missouri, 10:30 am (ESPNU)
G6 - Clemson vs. Xavier, 12:30 pm (ESPNU)
G7 - Arizona State vs. Tulane, 4 pm (ESPNU)
G8 - UNI vs. Oklahoma, 6 pm (ESPNU)

Nov. 20

G9 - 7th Place Game, 11 am (ESPN3)
G10 - 5th Place Game, 1:30 pm (ESPNU)
G11 - 3rd Place Game, 4 pm (ESPNU)
G12 - Championship, 6:30 pm (ESPN2)

OKLAHOMA SOONERS

The Oklahoma Sooners (2-0 overall) have scored victories over Northwestern State and Tulane.

ALL-TIME SERIES

This is the first meeting between UNI and Oklahoma.

UNI missed competing against the Sooners two times last season. UNI and Oklahoma competed in the Diamond Head Classic in Hawaii. UNI would have also faced Oklahoma in the Sweet 16 of the 2016 NCAA Tournament.

MORGAN'S 20-POINT NIGHT

UNI senior guard Jeremy Morgan recorded his fourth career 20-point scoring game with 20 points and 12 rebounds against Arizona State.

It is the second double-double of Morgan's career. His previous double-double came in the 2016 NCAA Tournament vs. Texas A&M with 36 points and 12 rebounds.

Morgan is shooting 7-of-11 from 3-point land this season.

He leads the Panthers in scoring (15.5 ppg) and rebounding (6.5 rpg).

Active 20-Plus Point Scoring Games

Jeremy Morgan (4)

Bennett Koch (1)

CARLSON'S CAREER HIGH

Junior Klint Carlson scored a career-high 19 points in UNI's 82-63 win over Arizona State.

Carlson buried 8-of-10 shots from the floor and scored 13 of 19 points in the second half.

Carlson's previous career-high was 17 points scored on two occasions last season - MVC title game win over Evansville and the NCAA second round game vs. Texas A&M.

HALDEMAN HEATS UP

Redshirt freshman Spencer Halde- man knocked in a career-high five three-pointers and scored 17 points off the bench in UNI's 82-63 win over Arizona State in Orlando.

Haldeman buried 5-of-7 from three-point land vs. the Sun Devils.

KOCH KNOCKS 'EM DOWN

Junior Bennett Koch made 6-of-7 field goal attempts and scored 14 points against the Sun Devils.

Koch is averaging 12.5 points per game and is shooting 73.3 percent from the floor (11-of-15 FGs).

80 OR MORE IS A GOOD SIGN

UNI is 42-6 when scoring 80 or more points in the Ben Jacobson coaching era.

UNI SCORING 80+IN JACOBSON ERA

Date	Opponent	Results
11/17/16	vs. Arizona State	W, 82-63
3/20/16	vs. Texas A&M	L, 92-88 (2OT)
2/10/15	Missouri State	W, 83-69
2/6/15	at Drake	W, 82-66
12/30/15	Bradley	W, 80-44
12/19/15	vs. Iowa State	W, 81-79
11/30/15	North Texas	W, 93-70
11/28/15	at North Dakota	W, 97-51
11/25/15	Dubuque	W, 83-63
2/11/15	Illinois State	W, 83-64
12/13/14	at VCU	L, 93-87 (2OT)
2/1/14	Indiana State	L, 87-81
1/29/14	Evansville	W, 95-81
1/25/14	at Loyola	L, 93-87 (OT)
1/14/14	Missouri State	W, 94-89
1/8/14	at Evansville	W, 80-53
1/1/14	Bradley	W, 80-46
12/28/13	Iona	W, 90-78
12/7/13	vs. Iowa State	L, 91-82 (OT)
11/22/13	Loyola Marymount	W, 90-81
11/11/13	Coe	W, 86-52
3/26/13	Bradley	W, 90-77
3/2/13	Illinois State	W, 80-72
1/20/13	Drake	W, 85-55
1/12/13	Bradley	W, 84-53
12/23/12	Saint Mary's	W, 82-75

Missouri Valley Conference Standings

School	Conference W-L	Overall W-L
Loyola	0-0	2-0
Missouri State	0-0	2-0
Wichita State	0-0	2-0
UNI	0-0	1-0
Bradley	0-0	1-1
Drake	0-0	0-1
Evansville	0-0	0-1
Illinois State	0-0	0-1
Indiana State	0-0	0-1
Southern Illinois	0-0	0-1

12/8/12	at George Mason	W, 82-77 (OT)
11/14/12	Toledo	W, 84-81 (OT)
11/10/12	Wartburg	W, 103-50
1/7/12	at Drake	W, 83-68
12/19/11	Loras	W, 84-48
12/6/11	Iowa	W, 80-60
12/3/11	Colorado State	W, 83-77
3/15/11	Rider	W, 84-50
2/15/11	at Bradley	W, 80-70
1/9/11	Bradley	W, 83-77
11/16/10	Coe	W, 84-45
1/3/10	Missouri State	W, 84-76
12/12/09	Siena	W, 82-65
11/23/09	vs. Boston College	W, 81-69
2/11/09	Southern Illinois	W, 81-55
1/17/09	at Drake	W, 81-59
12/28/08	Indiana State	L, 85-84 (2OT)
11/25/08	Chicago State	W, 81-70
12/15/07	Wartburg	W, 99-48
12/20/06	Wartburg	W, 83-61
12/09/06	UMKC	W, 85-53
11/13/06	vs. Pepperdine	W, 83-58

BIG HAS BEEN BIG

UNI has enjoyed a bench-scoring advantage this season of 68-18. The Panthers outscored Coe, 45-11, and Arizona State, 23-7.

3-POINT LINE HAS BEEN KIND

UNI has buried 10 or more 3-pointers in both contests this season. UNI drained 10 from 3-point range vs. Coe. The Panthers made 13 3-pointers in Thursday's victory vs. Arizona State.

UNI'S 3-POINT STREAK

UNI has made at least one 3-pointer in 533 straight games – the longest active streak in the Missouri Valley Conference.

HIGH PERCENTAGE PLAY

UNI has shot better than 50 percent in each of its first two contests this season. UNI is shooting 51.8 percent from the floor on the season.

The Panthers made 52.6 percent of their shots against Coe. UNI made 50.9 percent of its shots against Arizona State on Thursday.

UNI Men's Basketball
UNI Combined Team Statistics (as of Nov 17, 2016)
All games

RECORD:	OVERALL	HOME	AWAY	NEUTRAL
ALL GAMES	2-0	1-0	0-0	1-0
CONFERENCE	0-0	0-0	0-0	0-0
NON-CONFERENCE	2-0	1-0	0-0	1-0

#	Player	gp-gs	min	avg	Total		3-Point		F-Throw		Rebounds								pts	avg			
					fg-fga	fg%	3fg-fga	3fg%	ft-fa	ft%	off	def	tot	avg	pf	dq	a	to			blk	stl	
20	Morgan, Jeremy	2-2	56	28.0	10-15	.667	7-11	.636	4-4	1.000	1	12	13	6.5	2	0	4	2	1	6	31	15.5	
25	Koch, Bennett	2-2	34	17.0	11-15	.733	0-0	.000	3-6	.500	2	5	7	3.5	4	0	0	4	0	0	25	12.5	
30	Haldeman, Spencer	2-0	44	22.0	7-11	.636	6-10	.600	0-0	.000	0	6	6	3.0	4	0	3	4	0	1	20	10.0	
24	Brown, Isaiah	1-0	18	18.0	3-6	.500	2-4	.500	2-2	1.000	0	2	2	2.0	3	0	0	2	0	1	10	10.0	
02	Carlson, Klint	2-2	45	22.5	8-12	.667	2-5	.400	1-1	1.000	1	5	6	3.0	2	0	4	0	0	1	19	9.5	
15	Dahl, Justin	1-0	14	14.0	4-5	.800	0-0	.000	1-3	.333	2	2	4	4.0	3	0	1	2	0	1	9	9.0	
23	Ashton, Jordan	2-0	45	22.5	6-15	.400	3-11	.273	0-0	.000	1	4	5	2.5	3	0	6	2	1	1	15	7.5	
21	Rhodes, Hunter	2-0	32	16.0	3-6	.500	1-2	.500	0-0	.000	0	4	4	2.0	3	0	2	1	1	2	7	3.5	
13	McCloud, Juwan	2-2	47	23.5	1-12	.083	1-5	.200	4-4	1.000	1	3	4	2.0	1	0	3	2	0	2	7	3.5	
33	Lohaus, Wyatt	2-2	29	14.5	3-13	.231	0-5	.000	0-0	.000	2	2	4	2.0	0	0	1	2	0	2	6	3.0	
34	McDonnell, Luke	1-0	8	8.0	1-1	1.000	1-1	1.000	0-0	.000	0	2	2	2.0	0	0	0	1	0	0	3	3.0	
03	Friedman, Ted	2-0	20	10.0	2-3	.667	0-0	.000	0-0	.000	1	1	2	1.0	1	0	3	0	0	1	4	2.0	
05	de Souza, Rafael	1-0	3	3.0	0-0	.000	0-0	.000	0-0	.000	0	0	0	0.0	1	0	1	0	0	1	0	0.0	
12	Conrey, Lincoln	1-0	5	5.0	0-0	.000	0-0	.000	0-0	.000	0	0	0	0.0	0	0	1	1	0	0	0	0.0	
Team											4	8	12										
Total.....		2	400		59-114	.518	23-54	.426	15-20	.750	15	56	71	35.5	27	0	29	23	3	19	156	78.0	
Opponents.....		2	400		37-106	.349	14-48	.292	12-16	.750	13	44	57	28.5	30	-	17	32	4	8	100	50.0	

TEAM STATISTICS	UNI	OPP	Date	Opponent	Score	Att.
SCORING	156	100	11/12/16	COE	w 74-37	4053
Points per game	78.0	50.0	11/17/16	vs Arizona State	w 82-63	0
Scoring margin	+28.0	-	* - Conference game			
FIELD GOALS-ATT	59-114	37-106				
Field goal pct	.518	.349				
3 POINT FG-ATT	23-54	14-48				
3-point FG pct	.426	.292				
3-pt FG made per game	11.5	7.0				
FREE THROWS-ATT	15-20	12-16				
Free throw pct	.750	.750				
F-Throws made per game	7.5	6.0				
REBOUNDS	71	57				
Rebounds per game	35.5	28.5				
Rebounding margin	+7.0	-				
ASSISTS	29	17				
Assists per game	14.5	8.5				
TURNOVERS	23	32				
Turnovers per game	11.5	16.0				
Turnover margin	+4.5	-				
Assist/turnover ratio	1.3	0.5				
STEALS	19	8				
Steals per game	9.5	4.0				
BLOCKS	3	4				
Blocks per game	1.5	2.0				
ATTENDANCE	4053	0				
Home games-Avg/Game	1-4053	0-0				
Neutral site-Avg/Game	-	1-0				

Score by Periods	1st	2nd	Totals
UNI	82	74	156
Opponents	47	53	100